



- Stainless steel, convoluted metal hose with Form-Fit-Stay functionality.
  - Compensates for misalignments and system reroutes between static connections in vacuum or low-pressure static applications
- Annealed material enables the hose to be compressed at least 15% and to be extended up to 50% of the manufactured length

CoreDux base hose range						
Nominal Hose Size [mm (in.)]	Hose material	Hose Inside dia. [mm (in.)]	Hose outside dia. [mm (in.)]	Minimum centre line bend radius	Working pressure* at 20°C (70°F) [bar (psig)]	Temp. Range [°C (°F)]
				Static [mm (in.)]		
DN6 1/4"	316L	6 (0.2)	9,8 (0.4)	9 (0.35)	9 (130)	20 (70) - 537 (1000)
DN10 3/8"	316L	10.1 (0.4)	16,2 (0.6)	12 (0.47)	6 (87)	20 (70) - 537 (1000)
DN12 1/2"	321	12 (0.5)	18,6 (0.7)	21 (0.83)	3 (44)	20 (70) - 537 (1000)

\*Temperature derating factor should apply to working pressure. Based on ISO 10380

### Compliance

- EN ISO 9001

### Cleanliness

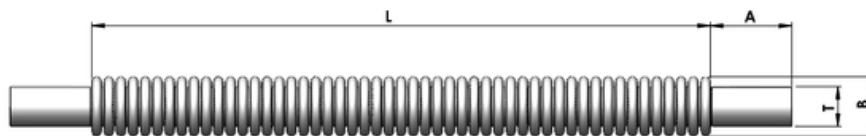
- Standard deliveries: White room
- Oxygen, Vacuum: possible upon request

### Packaging

- Each hose is bagged individually and boxed. Longer hoses are coiled, bagged and boxed.

### Product tests

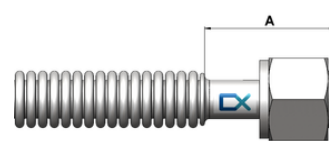

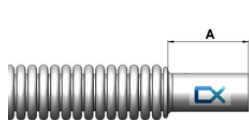
- Helium leak test ( $1 \times 10^{-7}$  std cm<sup>3</sup>/s)
- Additional options: helium leak test  $1 \times 10^{-9}$  std cm<sup>3</sup>/s



Nominal Tube Size [mm (in.)]	Ordering number	Dimensions					Maximum Angular Displacement
		Cuff Length A [mm (in.)]	Hose outside dia. [mm (in.)]	Life Length L [mm (in.)]			
				Compressed	Manufactured	Extended	
DN6 - 1/4"	PY-6-X-2	19 (0.75)	9,8 (0.4)	38,1 (1.5)	50,8 (2)	76,2 (3)	180°
	PY-6-X-4			82,6 (3.25)	102 (4)	152 (6)	360°
	PY-6-X-6			121 (4,75)	152 (6)	229 (9)	
	PY-6-X-12			229 (9)	305 (12)	457 (18)	
	PY-6-X-24			475 (18)	610 (24)	914 (36)	
DN10 - 3/8"	PY-10-X-2	19 (0.75)	16,2 (0.6)	19 (0.75)	25,4 (1)	76,2 (1.5)	90°
	PY-10-X-4			63,5 (2.5)	76,2 (3)	114 (4.5)	225°
	PY-10-X-6			121 (4.75)	152 (6)	229 (9)	360°
	PY-10-X-12			229 (9)	305 (12)	457 (18)	
	PY-10-X-24			457 (18)	610 (24)	914 (36)	
DN12 - 1/2"	PY-12-X-3	25.4 (1)	18,6 (0.7)	63,5 (2.5)	76,2 (3)	114 (4.5)	180°
	PY-12-X-6			121 (4.75)	152 (6)	229 (9)	360°
	PY-12-X-12			229 (9)	305 (12)	457 (18)	
	PY-12-X-24			457 (18.0)	610 (24)	914 (36)	

## PYTHON

### End connections



### Tube adapters (3 lengths)

### Metal Face Seal Male\*

### Metal Face Seal Female\*

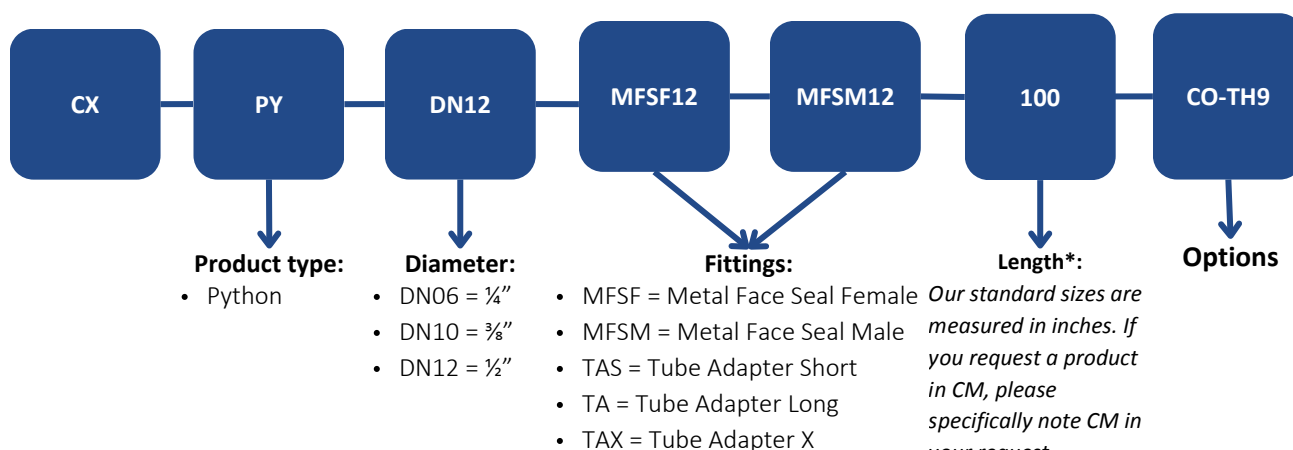
\*Male and female adapter not available in 3/8"

Working pressure - temperature ratings may be limited by the end connections.

CoreDux integrates all A-brand suppliers, customer specifications are leading.

Nominal Hose Size mm(in.)	Tube Adapters Short-long				Tube Adapter X			MFSM	MFSF
	Wall thickness [mm(in.)]	Stub Outside Dia. [mm(in.)]	Short Length A [mm(in.)]	Long Length A [mm(in.)]	Wall thickness [mm(in.)]	Stub Outside Dia. [mm(in.)]	X Length A [mm(in.)]	Length A [mm(in.)]	Length A [mm(in.)]
DN006 1/4"	0,89 (0.035)	6,35 (0.25)	8 (0.31)	19 (0.75)	1,125 (0.044)	6,35 (0.25)	39,4 (1.55)	38,5 (1.52)	23,2 (0.91)
DN010 3/8"	0,89 (0.035)	6,35 (0.25)	8 (0.31)	19 (0.75)	1,215 (0.048)	9,53 (0.375)	40,1 (1.58)	N/A	N/A
DN012 1/2"	1,24 (0.048)	12,7 (0.5)	8 (0.31)	19 (0.75)	1,5 (0.059)	12,7 (0.5)	49,3 (1.94)	46,1 (1.82)	23,8 (0.94)

### Ordering instructions



#### Options:

- CO = Oxygen Clean (CO)
- TH9 = Helium leak test (1x10<sup>-9</sup> cm3 std/s) (TH9)
- Labelling requirements (Specify colour and content separately)



\*maximum active hose length without welds: 2m for DN6, 3,2m for DN10 and DN12